

STORY XPERIENTIAL™

Story Xperiential is a project-based storytelling & art program created by former Pixar & Khan Academy veterans. It allows students in grades 6-12 to create & exhibit their own stories using Pixar's renowned process, guided by industry professionals. Students can submit their finished stories to a public exhibition celebrated three times per year (Sept/Dec/May).



Learn

Work through self-paced learning content taught by industry professionals.



Create

Create & upload a work-in-progress at the end of each module, which goes into the community gallery.



Discuss

Give & receive peer feedback in the community gallery (all content is moderated).

Story Xperiential: Modular to Fit Your Schedule

Guided Program: Support Your Existing Curriculum

- 8 modules with teacher's guides, video support, and livestreams from industry experts
- Perfect to introduce students to storytelling and animation

Independent Program: For More Advanced Students


- Students follow the Pixar creative process to create their storyreels, solo or in teams
- Perfect for Project Based Learning and independent learning opportunities

Want to learn more?

Scan here or click for link!



How to Get Started

- 1 Reach out for a free demo.
Contact us at: info@storyxperiential.com
- 2 Scan here for group pricing or click for link: 
- 3 Onboard your students (or email us to help)
Get started creating stories!

Our Program

- Develops key skills: communication, ideation, problem solving, collaboration and giving & absorbing feedback.
- Covers standards for ELA, CTE, Arts, and Digital Media.
- Brings top industry experts into your classroom.
- Adheres to universal design for learning and is appropriate for all skill levels.
- Empowers all learners to tell their story.

Educator Role

- No subject matter experience required & minimal preparation (1 hr Orientation provided).
- Coach and mentor students as they work through their storytelling process.
- Follow & evaluate your students' progress from your teacher dashboard.
- See our student and teacher testimonials on our Schools page.

Materials

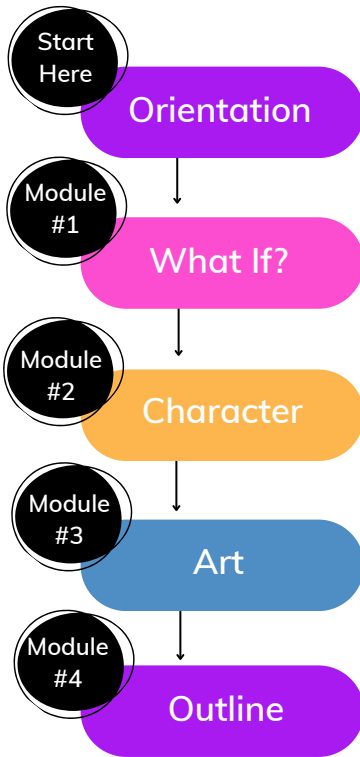
Our program is designed to work with nothing but pencil, paper and an internet connected device (works well with Chromebooks).

- Access to a device with camera and stable wifi.
- Suggestions provided for free browser-based video editing software, i.e. flexclip.com
- Optional: students can draw using free digital software, i.e. kleiki.com

Empower Students to Tell Their Stories with Pixar-Inspired Storytelling

Check out examples of student work throughout the modules!

Scan here or click for link:



Get set up for success in Story Xperiential by completing Orientation

- How Story Xperiential works and the objective of the program
- Try the suggested free tools and create your "Hello World" submission

Using "What if..." to Prompt Interesting Story Ideas & Introduction to Effective Feedback

- "What if..." questions: think about ideas that excite you!
- Give & take feedback: learn Pixar's process for providing effective feedback

Developing Your Character Profile and Your Character's Arc

- Create meaningful obstacles that cause your character to evolve
- Make your character relatable to the audience

Learn Visual Language Elements to Communicate Your Story

- Apply visual language to tell your story: shape, clarity, perspective & tone
- Use your smart device to think like a camera

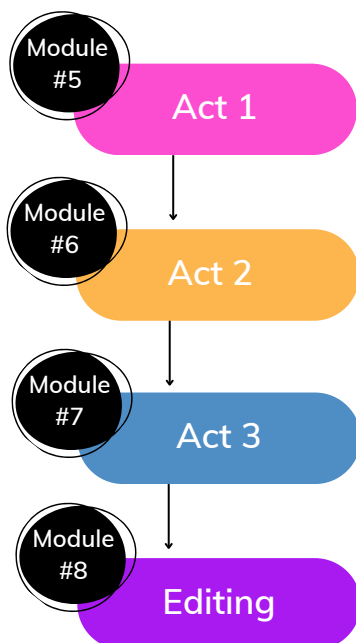
Using the Story Spine to Create an Outline of Your Story

- Theme and Moral of your story
- Learn the 3 act structure: Establish the Setting, Obstacles, and Resolution

The Core Story is complete after 4 modules. Next, students create their Storyreels!

Watch the amazing final Storyreels in the Xperiential Exhibition!

Scan here or click for link:



Act 1, Introduction to Minor Beats, Shot Types & Storytelling Methods

- Minor beats support the major beats of your story: the how and whys
- Introduction to shot types and storyboarding
- Using narration, visuals or character dialog to tell your story

Act 2, Obstacles & Storyboarding Techniques

- Importance of establishing the character's main goal & what is at stake
- Create meaningful obstacles that support the moral of your story and challenge your character to grow

Act 3, Story Structure & Story Endings

- Identify the lowest and highest points in your story
- Use story structure, and the set up and payoff moments to strengthen your story
- Ideas that contribute to great endings

Finalize Your Storyreel

- Clarify confusing moments and make pacing improvements
- Select sound effects and music to enhance your story
- Learn edit techniques, polish your storyreel and [submit to the Exhibition!](#)